

MICRO-CHANGE (M12) Single-Ended Cord Sets • Double-Ended Cord Sets

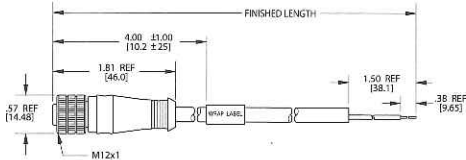
MICRO-CHANGE® (M12) Single-Ended Cord Sets • Double-Ended Cord Sets



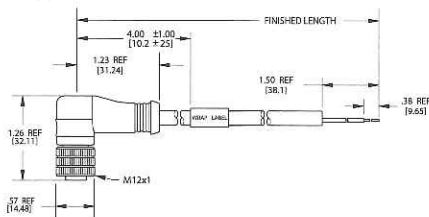
These are connectors of the normally size called "M12".
These can be used broadly from input sensor limit switches to output actuators.
Straight type and 90° angle type are lined up for selection to fit the installation space (J11).

Dimensions of single-ended cord sets

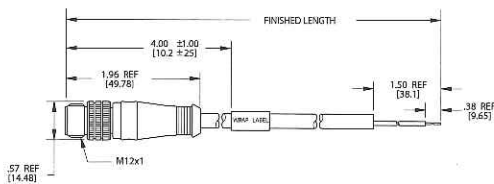
● Female straight



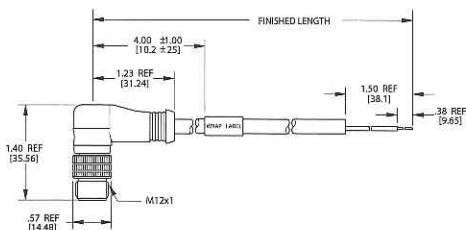
● Female 90° angle



● Male straight

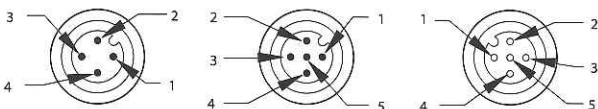


● Male 90° angle



Face

- 4 pins male face
- 5 pins male face
- Female face (common for 4 pins/5 pins)



Color code

1. Brown 2. White 3. Blue 4. Black 5. Gray (This is not used for 4 pin connectors)

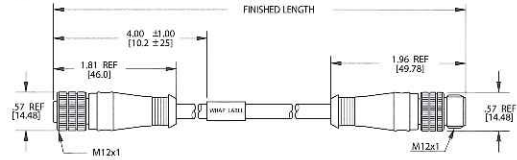
List of models (Single-Ended)

Type	4 pins	5 pins
Female straight	804000J11M020	805000J06M020
Female 90° angle	804001J11M020	805001J06M020
Male straight	804006J11M020	805006J06M020
Male 90° angle	804007J11M020	805007J06M020

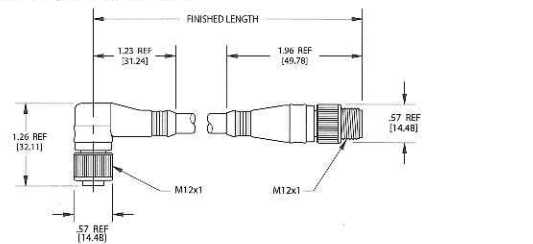
*Refer to page 5 for the cable details. *M020" means 2m. 10m is "M100" accordingly.

Dimensions of double-ended cord sets

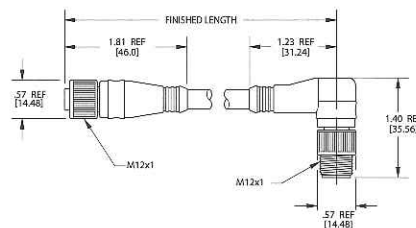
● Female straight/Male straight



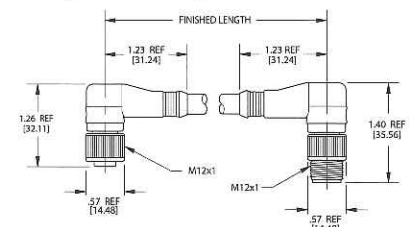
● Female 90° angle/Male straight



● Female straight/Male 90° angle



● Female 90° angle/Male 90° angle



Mechanical specification (For J11, J06 cables)

Connector face	Nylon 6/6
Mold body	PVC (Gray)
O-ring	NBR (Nitrile rubber)
Coupling nut	Die cast zinc alloy coated with black epoxy
Cable	4 pins Kuramo Electric KRL-45/CM (Gray) 5 pins Kuramo Electric KIC-45 (Gray)
Outer diameter of cable	4 pins - 6.1mm, 5 pins - 6.7mm

Electrical specification (For J11, J06 cables)

Rated voltage	250V AC/DC
Rated current	4A
Conductor	4 - pins AWG#20 x 4 5 - pins AWG#20 x 5

Environmental specification (For J11, J06 cables)

Environmental protection structure	IP67
Range of temperature for use	0°C - 80°C

List of models (Double-Ended)

Type	4 pins	5 pins
Female straight/Male straight	884030J11M020	885030J06M020
Female 90° angle/Male straight	884031J11M020	885031J06M020
Female straight/Male 90° angle	884032J11M020	885032J06M020
Female 90° angle/Male 90° angle	884033J11M020	885033J06M020

*Cable lengths of 0.5m, 1m, 2m, 3m, 5m, 10m, and 20m are available as standard.

Model list of matrix cable MICRO-CHANGE (M12) Cord Sets

804000J11M050

Type	Number of pins	Connector type	Cable length
80 Single-ended	2 2 pins (J02 only)	000 One-sided female straight	00□ The one's digit x 0.1m
88 Double-ended	4 4 pins	001 One-sided female 90° angle	0□□ The ten's digit x 1m
	5 5 pins (J06 only)	006 One-sided male straight	□□□ The hundred's digit x 10m
		007 One-sided male 90° angle	
		030 Double-ended female straight/Male straight	
		031 Double-ended 90° angle female/Male straight	
		032 Double-ended female straight/Male 90° angle	
		033 Double-ended 90° angle female/Male 90° angle	

※050 means 5m.
10m is 100.
0.5m, 1m, 2m, 3m, 5m, 10m and 20m are available as standard products.

Kind of cables

■Cables are designed to suit the application from J11 (standard cable, Kuramo Electric made KRL-45/CM). Please choose from below table.

	Features	Cores	Conductor size	Outer diameter of cable	Material of cable jacket (color)	UL listing	Remarks
J11	Oil resistant, flame resistant, flexible	4	#20AWG	6.1mm	PVC (Gray)	O	Standard cable for domestic use in Japan
J02	Oil resistant, spattering performance, fixed.	2/4	#20AWG	5.3mm (2 cores) 6.1mm (4 cores)	Fluorine rubber (Ivory)		
J04	Oil resistant, flame resistant, flexible for overstrain	4	#20AWG	5.7mm	FRW (Light fresh leaf color)		
J06	Oil resistant, flame resistant, flexible	5	#20AWG	6.7mm	PVC (Gray)		5 core type of J11
J08	Oil resistant, flame resistant, flexible for overstrain	4	#20AWG	6.85mm	PVC (Gray)		Ultra-flexible type of J11
J50	Oil resistant, flame resistant, flexible	4	#22AWG	4.3mm	PVC (Light gray)		Scheduled to adopt for the cables of nano-change (M8)
* K03	Oil resistant, flame resistant, flexible for overstrain	4	#18AWG	7.1mm	TPE (Yellow)	O	Mainly used by overseas car manufacturers
* K05	Oil resistant, flame resistant, flexible for overstrain	4	#22AWG	5.3mm	TPE (Yellow)	O	

* Specification of connector part of K03 and K05 cables are different from the description in this catalogue. Please ask for details.
 ※Features are based on our experience and judgment standard. Checking of specifications may be required depending on each application.
 ※Please ask for the performance data of each cable.

Mechanical electrical, and environmental specification for **J02, J04, J08** and **J50** cables.

Connector face	Nylon 6/6
Mold body	PVC (Gray)
O-ring	NBR (Nitrile rubber)
Coupling nut	Die cast zinc alloy coated with black epoxy
Rated voltage	250VAC/DC
Rated current	4A
Environmental Protection structure	IP67
Range of temperature for use	0°C – 80°C



SENSHU ELECTRIC INTERNATIONAL CO., LTD.

90 Cyberworld Tower 17th Floor, Room 1704B Ratchadapisek Rd.,
Huay Kwang, Huay Kwang, Bangkok 10310

Tel : 02-168-3224 (Auto 5 Line) Fax : 02-168-3229

http://www.senshu.co.th E-mail : senshu-thai@senshu.co.th